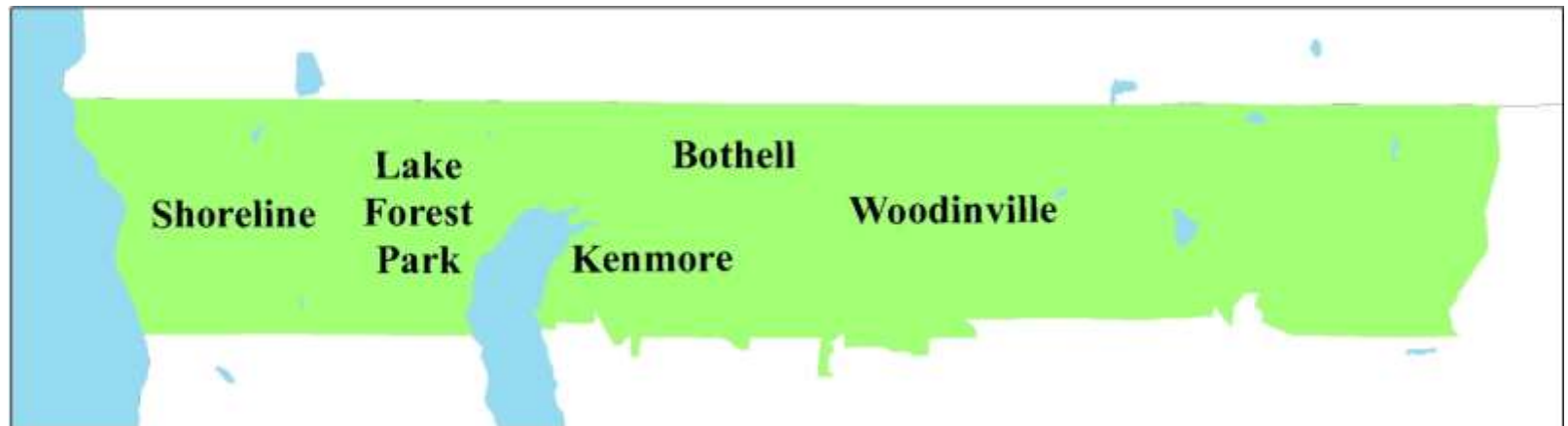
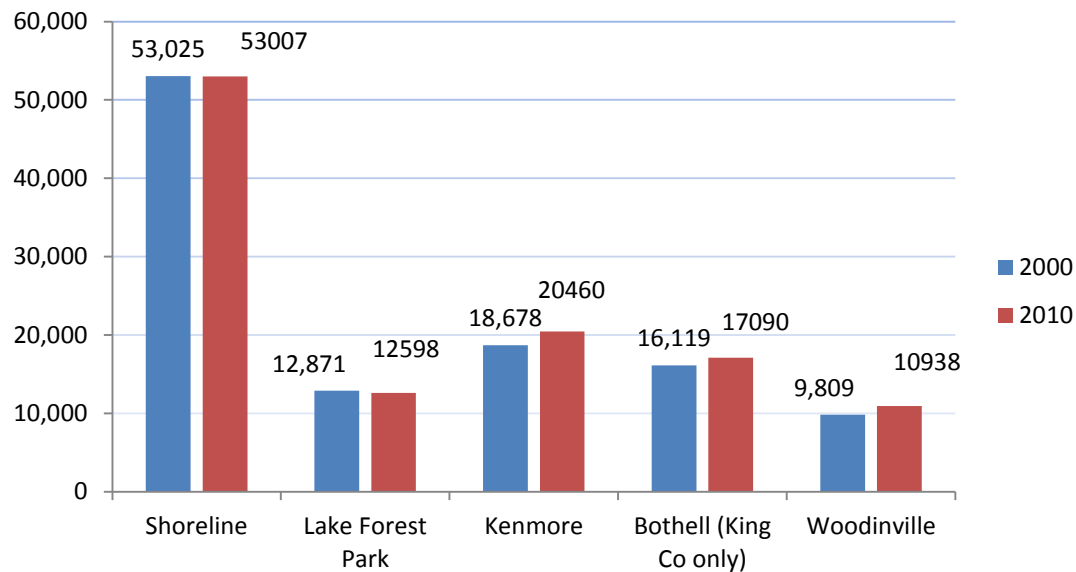


Human Service Snapshot of North King County 2014



Prepared by the North Urban Human Services Alliance

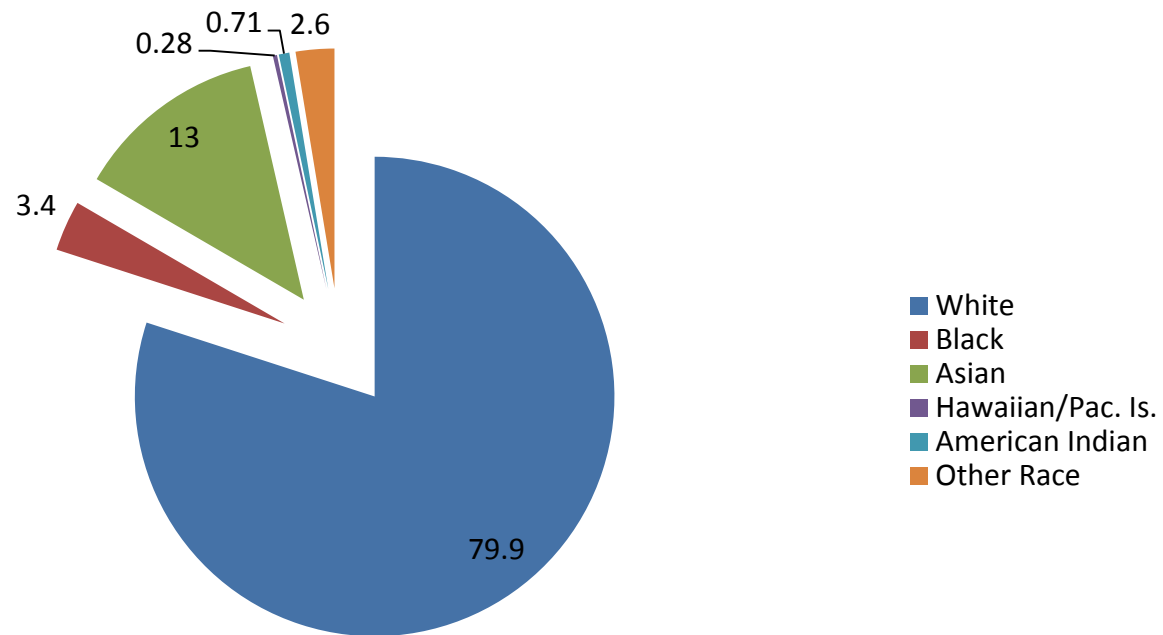
Population Change 2000 to 2010, North King County Cities.



Source: U.S. Census, 2000 and 2010

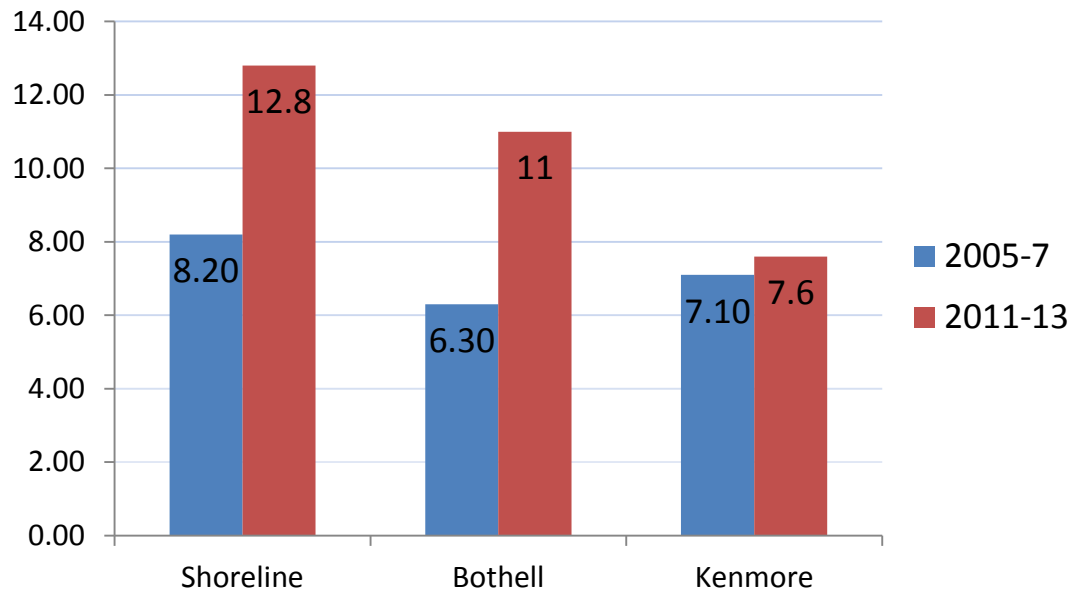
Population of North King County : 119,692, with 114,093 living in five cities and 5,599 in unincorporated areas. Population growth of 3.2% well below King County's 11.2% for same period.

Percent Population by One Race, Five Cities of North King County, 2010 Census



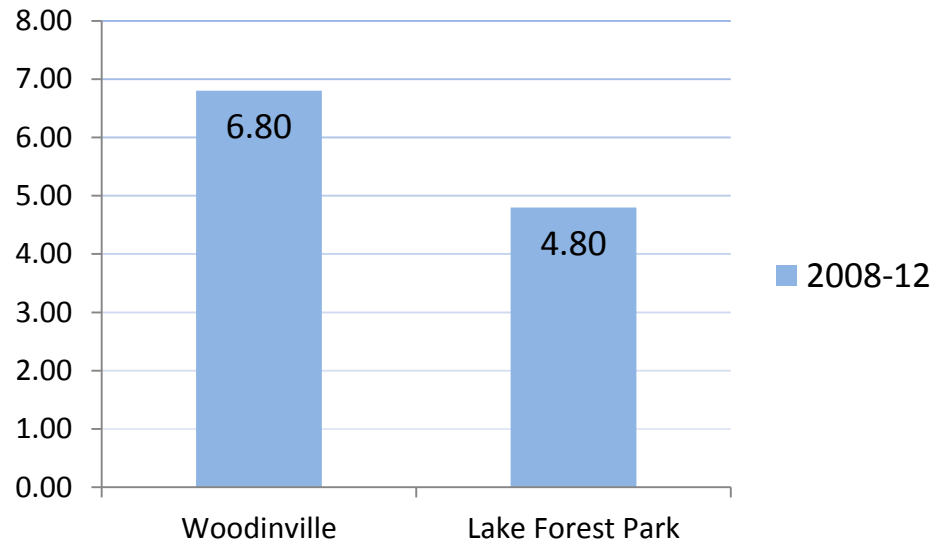
Hispanics may be of any race and make up 7.1% of the population. The proportion of North King County's population that is Asian is almost three times higher than King County's (13% vs. 4.3%).

Poverty Status In the Past 12 Months, Three Year Estimates, 2005-2007 and 2011-2013, American Community Survey



The increase in poverty in Shoreline and Bothell is statistically and practically significant since the two cities make up almost 60% of the population of North King County. The poverty rate for Shoreline increased 4.8%, the rate for Bothell increased by 4.7%. The increase in Kenmore was not statistically significant. The Poverty rate for King County was 12% for adults and 16% for children under 18 in 2013, unchanged from 2010.

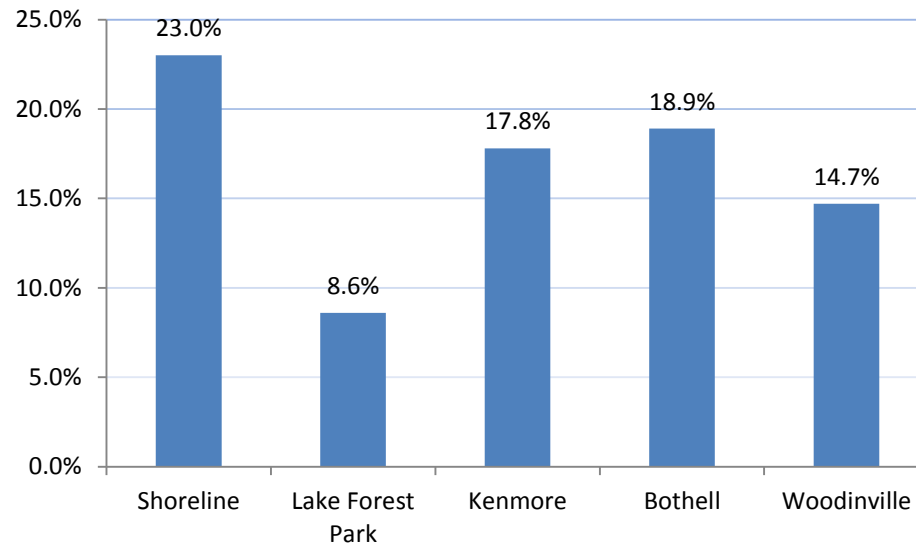
Poverty Status In the Past 12 Months, Five Year Estimates, 2008-2012, American Community Survey



Poverty data for cities under 20,000 population is only available in 5 year estimates and inter-five year comparisons, without overlapping years, are not available yet. Lake Forest Park has the lowest rate of poverty among the five cities of North King County.

Percent of People in North King County Living Below 200% of Poverty In Past 12 Months

Source: American Community Survey, 2008-2013 Estimates



Households living with an income of less than twice poverty have enough income for basic necessities but struggle to pay for work related expenses such as child care and transportation and many rely on subsidies, such as food stamps, to make ends meet. Four of the five cities in North King County have 15% or more of their population living below 200% of poverty.

What It Really Costs to Live

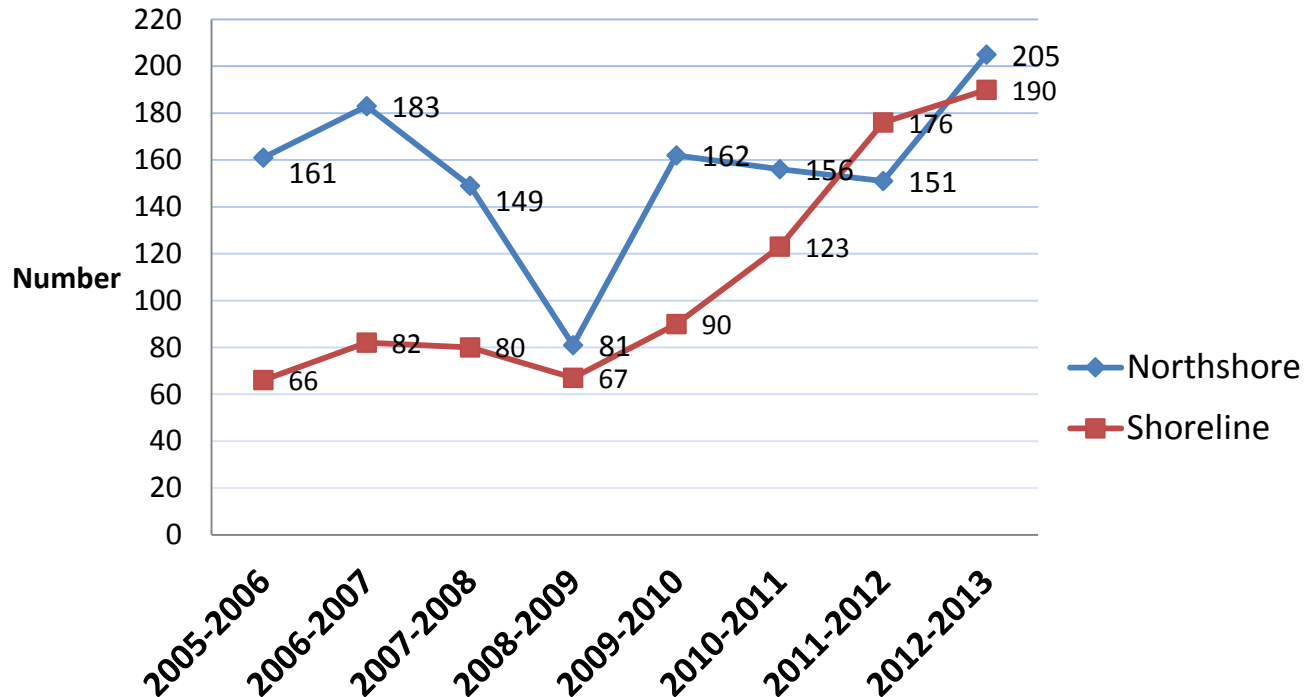
One adult, two children, one in preschool

Monthly Expenses

Housing	• 1,408.79
Child Care	• 1,733.18
Food	• 641.73
Transportation	• 117.00
Health Care	• 413.08
Miscellaneous	• 431.38
Taxes	• 956.08
Total	• \$5,701.24

The Self Sufficiency Calculator measures the income needed to meet basic needs without subsidies. In the example the monthly wage required is \$30.88/hr. See what it costs : www.thecalculator.org

Homeless School Children, Northshore and Shoreline School Districts, 2005-2013



Homelessness among school age children has increased 74% in the past 8 years.

Causes of Child Homelessness

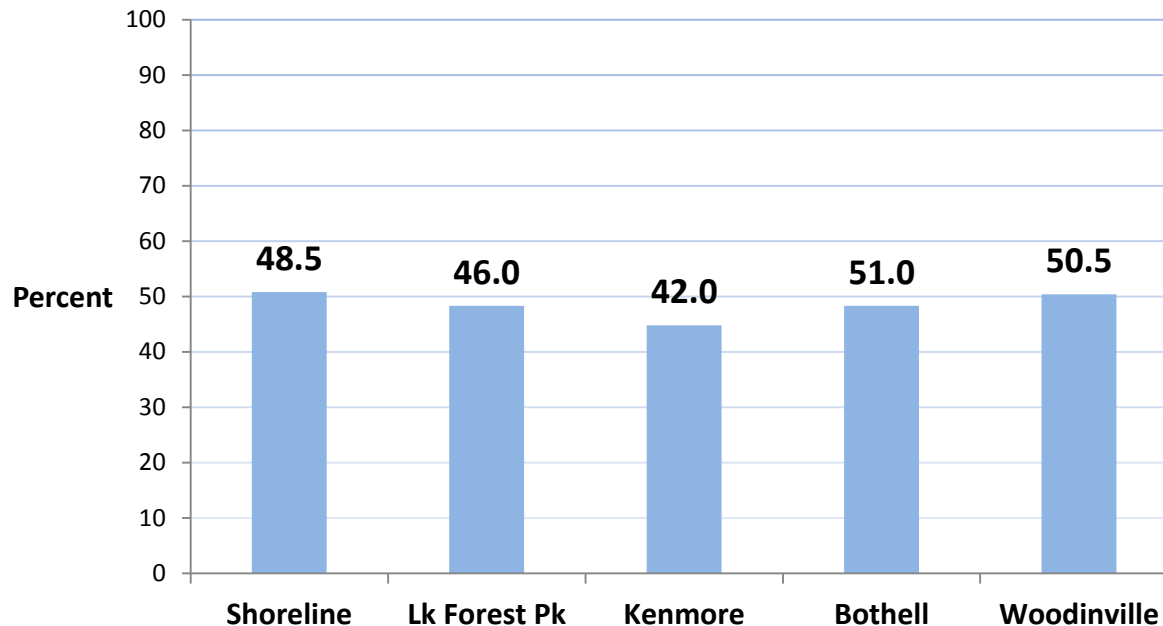
Major causes of homelessness for children in the U.S. include:

- (1) the nation's high poverty rate;
- (2) lack of affordable housing across the nation;
- (3) continuing impacts of the Great Recession;
- (4) racial disparities;
- (5) the challenges of single parenting; and
- (6) the ways in which traumatic experiences, especially domestic violence, precede and prolong homelessness for children and families.

Research shows that homeless children are hungry and sick more often. They wonder if they will have a roof over their heads at night and what will happen to their families. Many homeless children struggle in school, missing days, repeating grades, and drop out entirely. Up to 25% of homeless pre-school children have mental health problems requiring clinical evaluation; this increases to 40% among homeless school-age children.

Source: *America's Youngest Outcasts, A Report Card on Child Homelessness*, The National Center on Family Homelessness at American Institutes for Research, November 2014

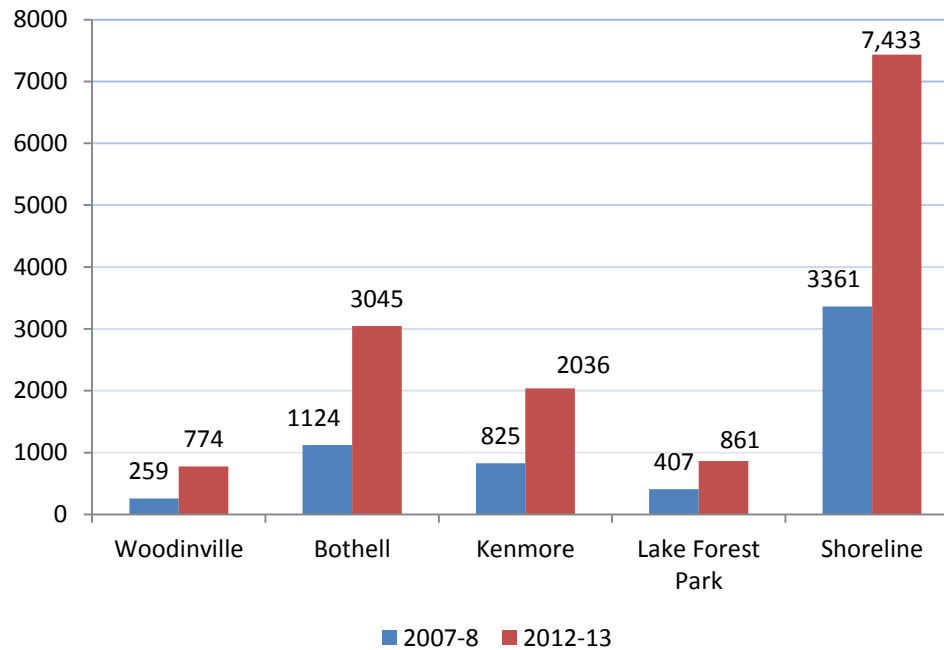
Percent of Households Paying 30% or More of Income for Rent, Five Year Estimates, 2008-2012, American Community Survey



Federal guidelines recommend spending no more than 30% of income for rent. Between 22% and 26% of households spend **more than 50%** of their incomes on rent in North King County. Families spending more than 50% of income on rent are financially at-risk and live with high levels of stress.

Basic Food (Food Stamp) Use, by City, North King County

Source: DSHS Client Services Report, Fiscal Years 2007-8 and 2012-13



Basic Food Program use in North King County increased 137% in the past five years from 5,976 to 14,149. Individuals and families with incomes under 200% of poverty are eligible (\$39,580 for family of three). The percent of city residents using the program in fiscal year 2012-13 varied from a high of 14.1% in Shoreline to a low of 6.8% in Lake Forest Park.